
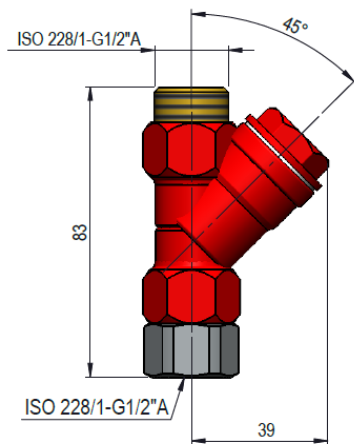


# Dirt Collector



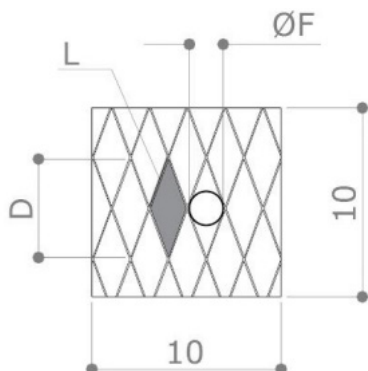
BROEN-LAB item number: 17552919

The BROEN-LAB Dirt Collector is a device that collects and removes impurities from water. It contains a filter that prevents debris and contaminants from circulating, ensuring cleaner water flow and protecting equipment from damage caused by particles in the system.



## MATERIALS

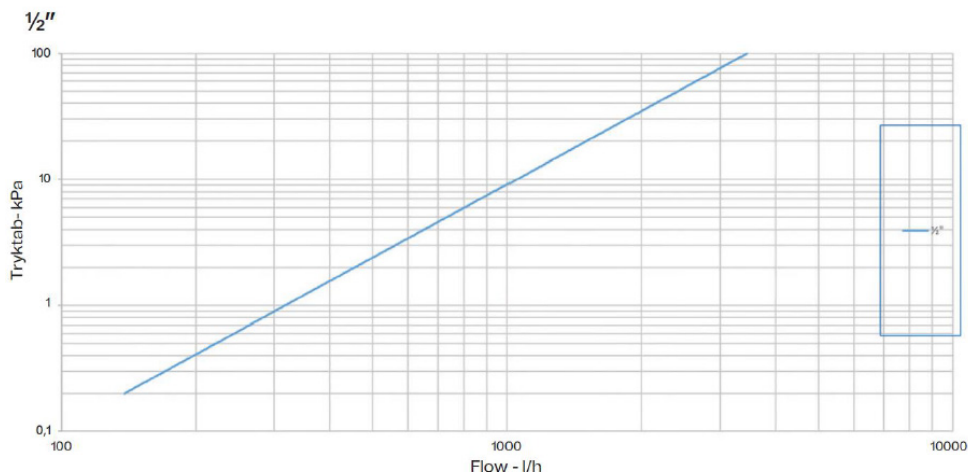
Brass  
Rubber, EPDM  
Silicone based lubricant  
SS, AISI 304  
Rubber, NBR  
Nickel plated, brass



## FILTER SPECIFICATIONS

n° holes / cm2	70
L	0.25 mm <sup>2</sup>
D	1.0 mm
ØF	0.50 mm (500 µm)
Size	3/8" - 2"

## PRESSURE DROP DIAGRAM



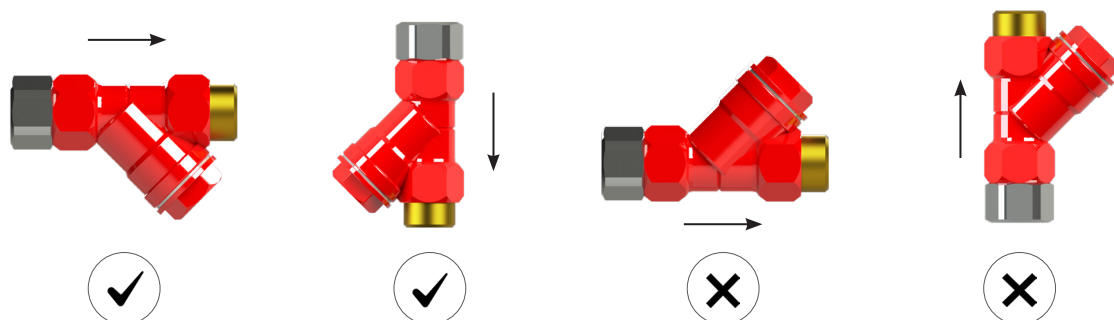
**1/2"**  
Kv: 4.5  
PN: 16

## RECOMMENDED OPERATING TEMPERATURE

16 BAR - 110°C - non shock

## FILTER INSTALLATION

Install the filter as shown in the image below. The arrow indicates the direction of the water flow.



## FILTER MAINTENANCE

The frequency of cleaning the filter depends on how much debris passes through it. However, it is recommended to clean the filter when needed to avoid increased pressure drop or damage. The filter should be cleaned by following these steps:

1. Close the isolation valve to the filter.
2. Open the lid and remove the filter.
3. Clean the filter under running water using a toothbrush with plastic bristles
4. Inspect the filter thoroughly (if the filter is damaged or scratched, it should be replaced with BROEN-LAB spare part number 1760101).
5. Reinsert the filter and screw the lid back on.
6. Open the isolation valve to the filter.



WARNING: In new systems, it is recommended to clean the filter after one week, as the installation process results in additional debris.